




## User Guide

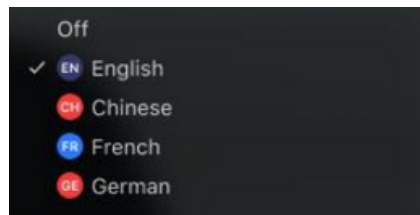
### Interpretation on Zoom in English

---

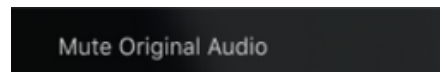
1. In your meeting/webinar controls, click "Interpretation".



2. Click the language that you would like to hear.



3. (Optional) To only hear the Interpreted language, click "Mute Original Audio".



### Virtual Meeting Tips and Etiquette

---

- Use earbuds with microphone rather than computer speaker and microphone for best quality sound for yourself and others.
- Set yourself up for the meeting in a private space that reduces sound or visual pollution.
- Use an ethernet connection rather than wifi for most stable internet connection.
- Mute yourself when you are not the speaker.